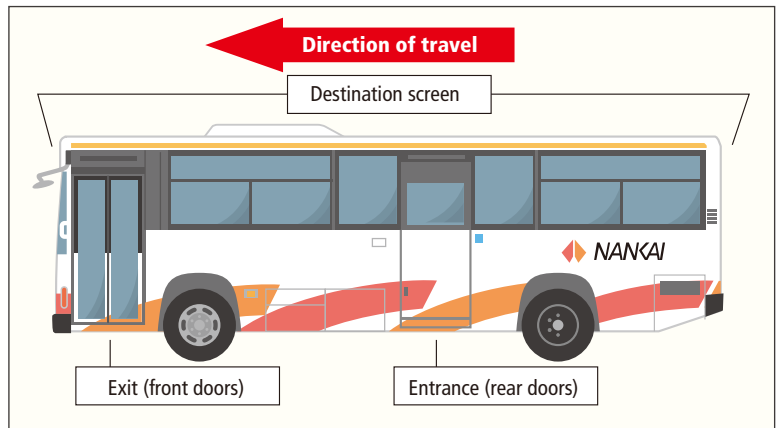


■ ■ ■ A Guide to Nankai Rinkan Bus ■ ■ ■

Before boarding ■ ■ ■

- Be sure you have change before boarding.
- ¥1,000, ¥500 and ¥100 can be changed, but ¥10,000, ¥5,000 and ¥2,000 cannot be changed.
- Our drivers cannot speak English.
- If you have any question, please enquire at the Nankai Rinkan Bus Customer Service Counter in Koyasan Station.
- Board the bus from the rear doors and get off from the front doors.
- Please refrain from using mobile phones on the bus.



When boarding ■ ■ ■

- Wait for the bus at the designated stop.
- The bus will not stop unless you are at the bus stop.
- Board the bus of your choice.
- Take a ticket indicating the bus fare zone when boarding.
- Fares are determined by the numbers indicated on your ticket.
- Numbered tickets are not given at some stops.

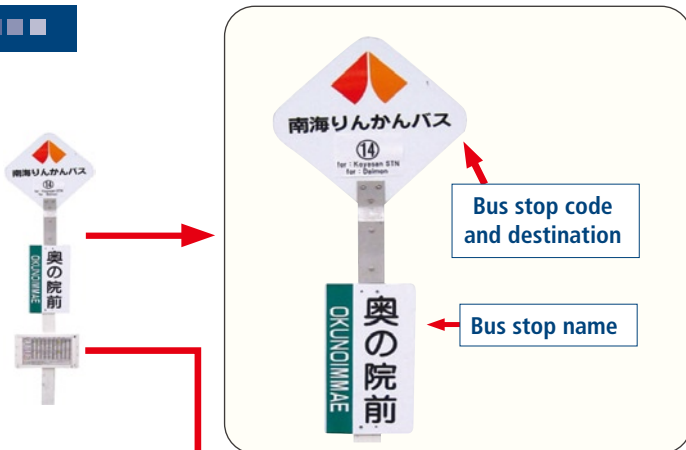
When getting off ■ ■ ■

- Press the button once you hear your bus stop announced.
- Once the bus has stopped, put your fare and ticket in the fares box beside the driver.
- Fares are indicated on the Fares Table near the entrance.
- Check the fare for "無券" on the fares table if you don't have a ticket.
- Children under 12 travel at half the price of adults.
- Children under 6 travel free.



Stop button

Bus stop ■ ■ ■



Bus timetable ■ ■ ■

Destinations

Weekdays

Sat/Sun/ Holiday

		5	6	7	8	9	10	11	12	13	14	15	16	17	18	19	20	21	22	23
平日	奥の院前	42	11	0	2	35	5	4	11	1	3	24	11	20						
	奥の院口	42	26	29	51	39				28	18	26	25		37					
土・日・祝	奥の院前	48	24	36	14	19	0	7	8	1	0	17	2	1	6					
	奥の院口	59		53	34	8	35	30	18	26	26	47		27						

Hour

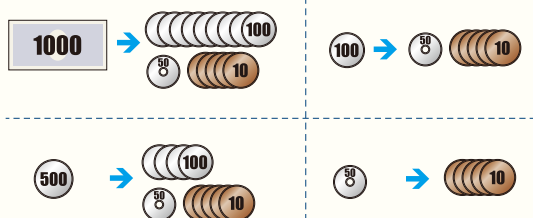
Minutes

Fares box ■ ■ ■



Exchange ■ ■ ■

Only the combinations of change shown to the below are available.



※ No information in this document may be reprinted or copied without prior consent.